




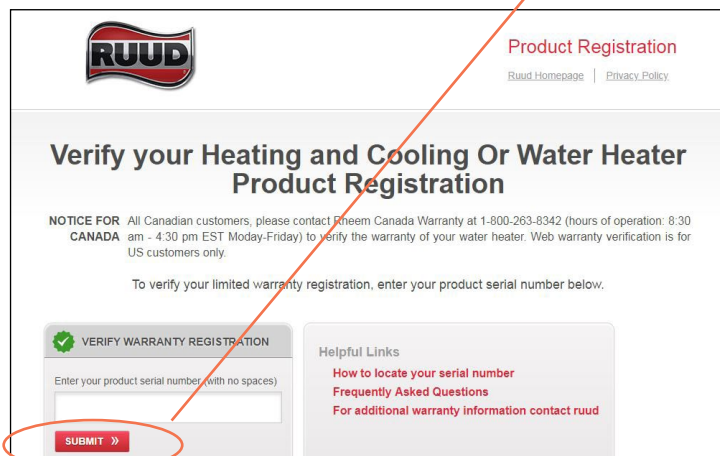
THREE EASY WAYS to Check RUUD WARRANTY STATUS

#1: WARRANTY VERIFICATION WEBSITE

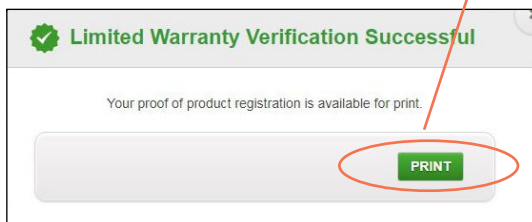
- (1) Visit ruud.registermymunit.com.
Click on: "VERIFY"



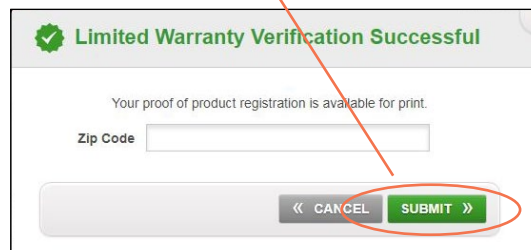
- (2) Enter the serial number in the space provided. Click on: "SUBMIT"



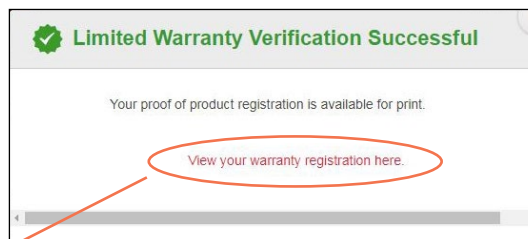
- (3) If the unit was registered, you will receive the following message: "LIMITED WARRANTY VERIFICATION SUCCESSFUL". Click on: "PRINT"



- (4) You will be asked to enter the zip code associated with the property address. Enter the zip code then click on: "SUBMIT".



- (5) If the zip code matches the zip code entered during warranty registration, you will be able to download the warranty certificate. Click on "VIEW YOUR WARRANTY REGISTRATION HERE".




- (6) The warranty certificate will confirm whether or not the unit was registered for the Conditional 10-Year Warranty.

PLEASE NOTE: The 10-Year Conditional Warranty is NOT transferable. Warranty will be denied if the current homeowners are not the same as those listed on the warranty certificate.

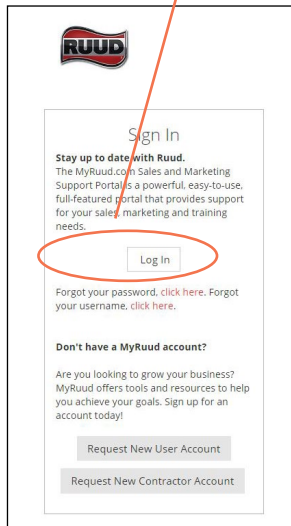


#2: RUUD CONTRACTOR APP


(1) Available FREE in the APP Store. Download the FREE App.




(2) Use your MYRUUD.COM login credentials. If you need help with myruud.com login credentials, please contact Stephanie Fiet in our marketing department at 954-835-6010.



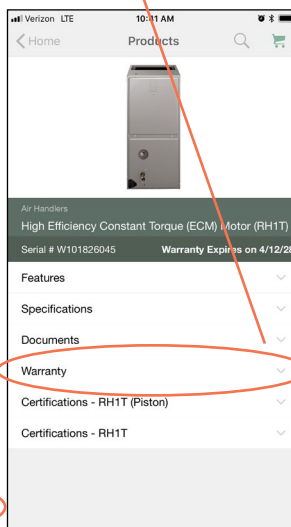
(3) Click on: "WARRANTY LOOK-UP"



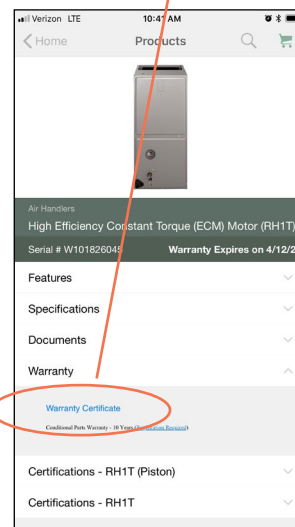
(4) Scan the barcode or QR code on the unit OR type in the serial number in the space provided at the bottom of your screen. Click on: "SEARCH".



(5) The warranty expiration date appears at the top of the screen, to the right of the serial number. Click on the down arrow to the right of warranty.



(6) Click on: "WARRANTY CERTIFICATE" to view the warranty certificate.



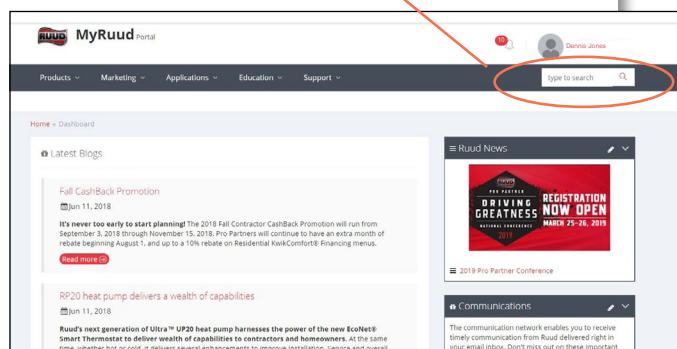
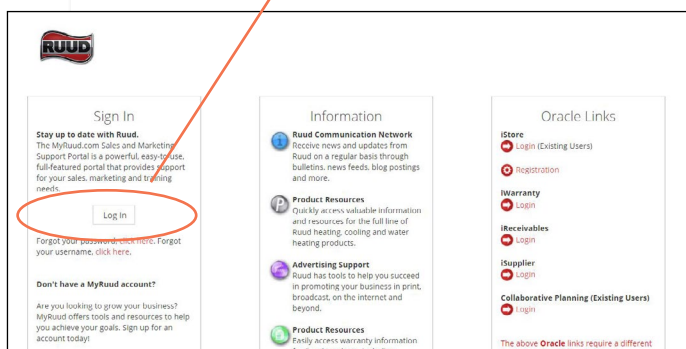
PLEASE NOTE: The 10-Year Conditional Warranty is NOT transferable. Warranty will be denied if the current homeowners are not the same as those listed on the warranty certificate.



#3: MYRUUD.COM

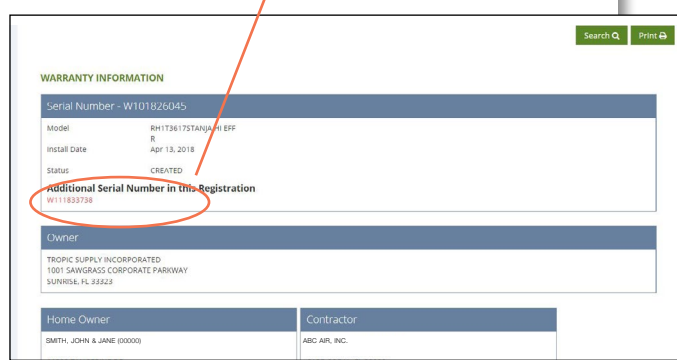
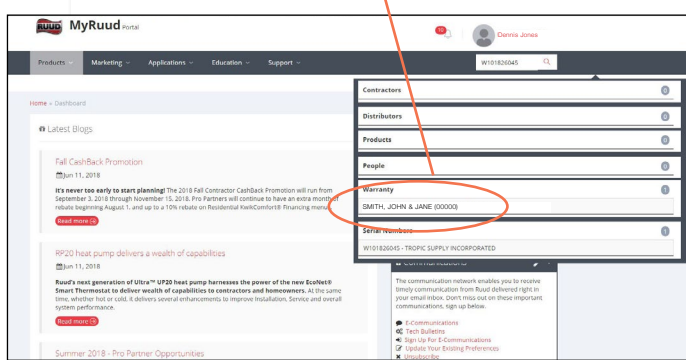
(1) Using your myruud.com login credentials, login to www.myruud.com. If you need help with myruud.com login credentials, please contact Stephanie Fiet in our marketing department at 954-835-6010.

(2) Type in the serial number of the unit in the SEARCH box located in the upper right-hand corner of the screen.

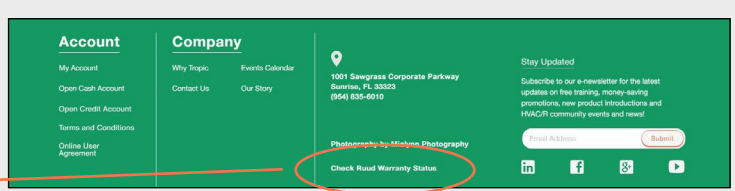


(3) If the unit has been registered and qualifies for the 10-Year conditional warranty, the homeowners' names will appear under the WARRANTY section. Click on the registered homeowners' names.

(4) Warranty information will be listed here. This page will also show you what additional units are listed on the same registration.



You can also access Ruud's Warranty Verification site on the Tropic Supply website. Simply scroll to the bottom of any page and click on the "CHECK RUUD WARRANTY STATUS" link.



PLEASE NOTE: The 10-Year Conditional Warranty is NOT transferable. Warranty will be denied if the current homeowners are not the same as those listed on the warranty certificate.